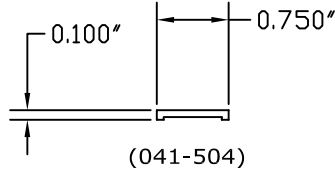
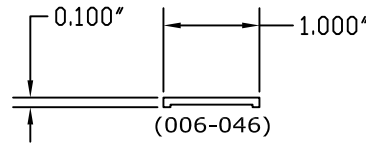


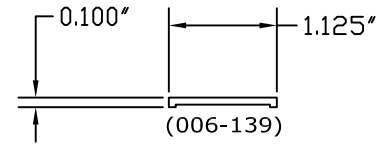
TAPE APPLIED GRID



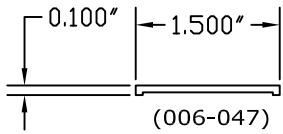
TAPE APPLIED GRID
(STANDARD)



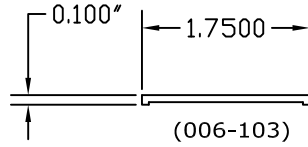
TAPE APPLIED GRID



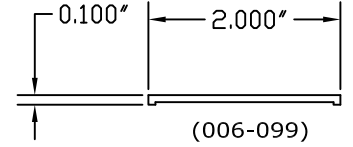
TAPE APPLIED GRID



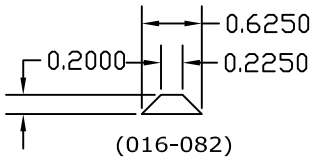
TAPE APPLIED GRID



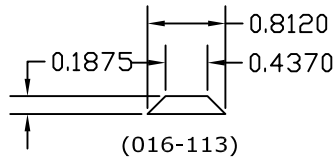
TAPE APPLIED GRID



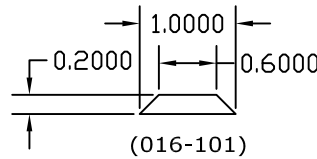
TAPE APPLIED GRID



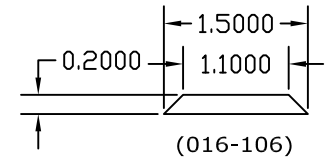
TAPE APPLIED GRID



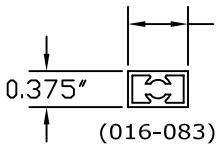
TAPE APPLIED GRID



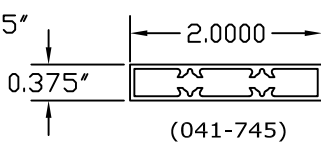
TAPE APPLIED GRID



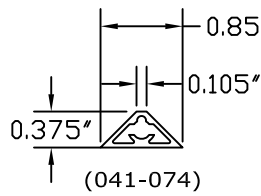
TAPE APPLIED GRID



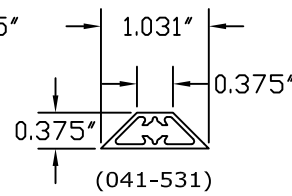
APPLIED GRID
(REMOVABLE GRID FRAME ONLY)



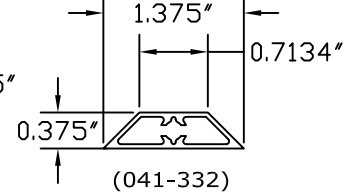
APPLIED GRID
(REMOVABLE GRID FRAME ONLY)



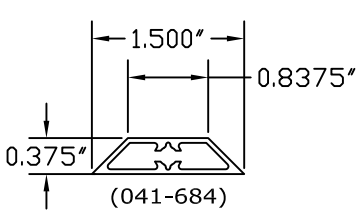
APPLIED GRID
(STANDARD)



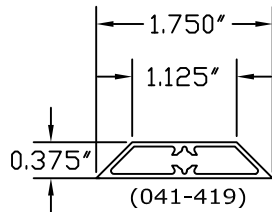
APPLIED GRID



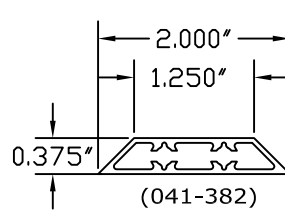
APPLIED GRID



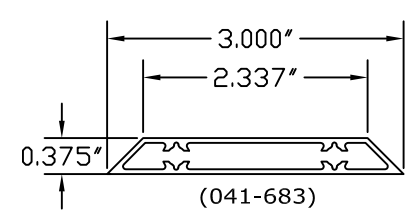
APPLIED GRID



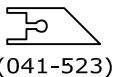
APPLIED GRID



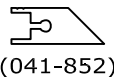
APPLIED GRID



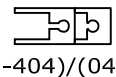
APPLIED GRID



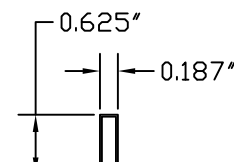
APPLIED GRID FRAME
(STANDARD GRID FRAME-
FOR APPLIED GRID ONLY)



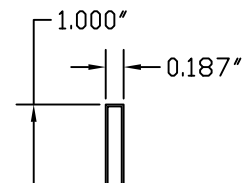
APPLIED GRID FRAME
(GRID FRAME FOR-
APPLIED GRID ONLY)



APPLIED GRID FRAME
(REMOVABLE GRID FRAME-
FOR APPLIED GRID ONLY)



PART # 81000053
BETWEEN GLASS
MUNTIN
(STANDARD)



PART # 81000070
BETWEEN GLASS
MUNTIN

****NOTE: CONTACT PEERLESS DUE TO CLEARANCE CONSTRAINTS ON CERTAIN MODELS AS WELL AS MODEL SPECIFIC USES FOR CERTAIN GRID OPTIONS ONLY****